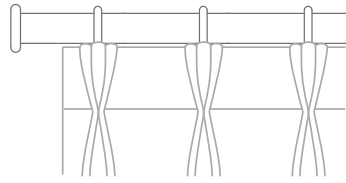


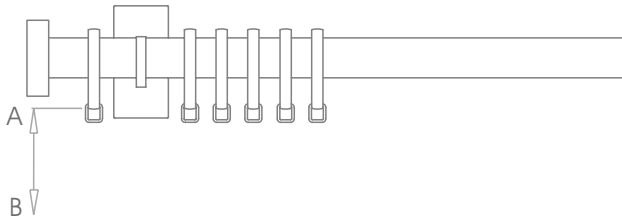
measuring for curtains

for use with
pole & rings



overall drop

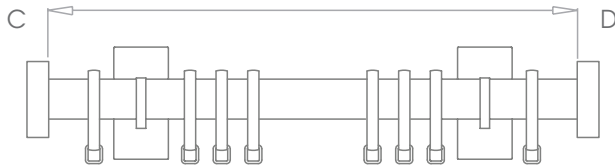
Bottom of ring to desired finish point (eg. floor/sill)



A-B _____ cm

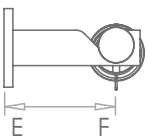
width of pole

(without finials)



C-D _____ cm

optional measurements

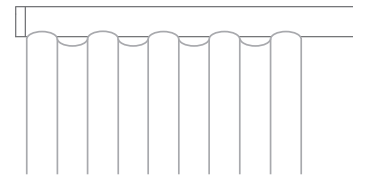


return to wall

include E-F if returning curtain to wall

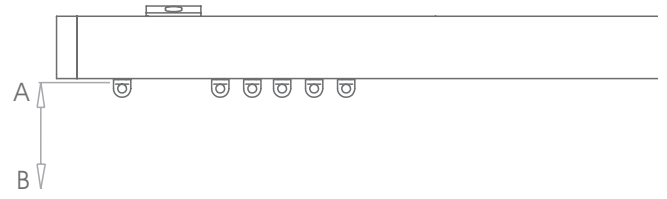
E-F _____ cm

for use with
track



overall drop

bottom of track to desired finish point (eg. floor/sill)



A-B _____ cm

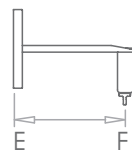
width of track

(without finials)



C-D _____ cm

optional measurements



return to wall

include E-F if returning curtain to wall

E-F _____ cm



overlap arm

include G-H if using an overlap arm

G-H _____ cm



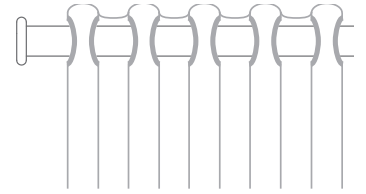
non decorative track

include amount of curtain upstand required to cover track

I-J _____ cm

measuring for curtains


for use with
pole with eyelets



overall drop

Top of pole to desired finish point (eg. floor/sill)


A-B _____ cm



width of pole

(without finials)

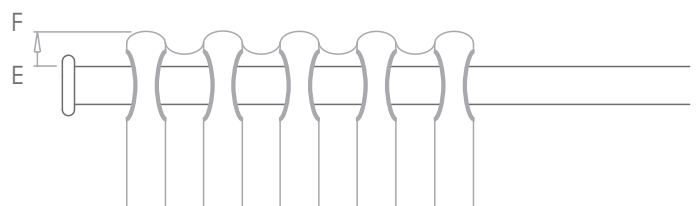
C-D _____ cm



curtain upstand

The stand-up above the pole. (usually 3-6cm)

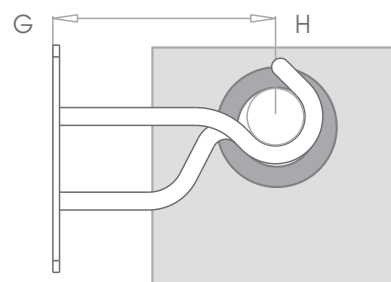
E-F _____ cm



projection of bracket

From wall to centre of pole. (ideally 8-10cm)

G-H _____ cm



calculating fabric amount

to calculate the amount of fabric required visit www.pf-web.co.uk you will need a username and password. please call 01379 854676 or email sales@pfcurtainmakers.co.uk